

# GOOGLE CLASSROOM

This summer we are switching over to **Google Classroom** from Apolearn for our online classes. **Google Classroom** is a digital learning space where you will find course materials, homework assignments, resources, and how you will communicate with your teacher and classmates.

## A Student's Guide to Google Classroom

[Watch this introductory video about Google Classroom](#)

**To access Google Classroom, you'll need a Google Account.**

### [I already have a Gmail address!](#)

If you already have a Gmail address, you have a Google Account.

If you have a Google Account, when you receive an invitation to join a Google Classroom from your instructor, go ahead and **click "Join"** and sign in with your Google Account. That's it.

### [I don't have a Gmail address!](#)


[Watch this 4 minute video and follow the instructions](#) on how to join Google Classroom and create a Google Account associated with **your current email address**. You'll want to have your phone at hand when setting up the account, as you'll receive confirmation codes.

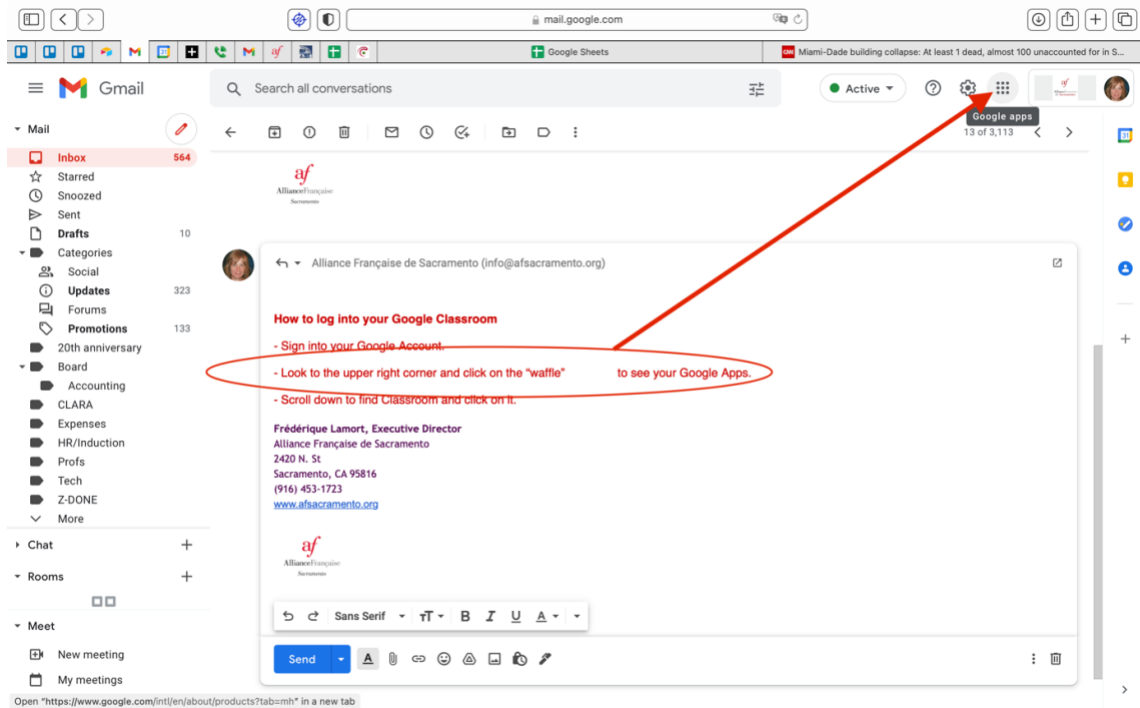
Once you have followed the instructions in the video and have set up your Google Account, you can proceed. Once you receive an invitation to join a Google Classroom from your instructor, go ahead and click "Join" and sign in with your newly created Google Account.

**Check below how to log into your Google Classroom!**

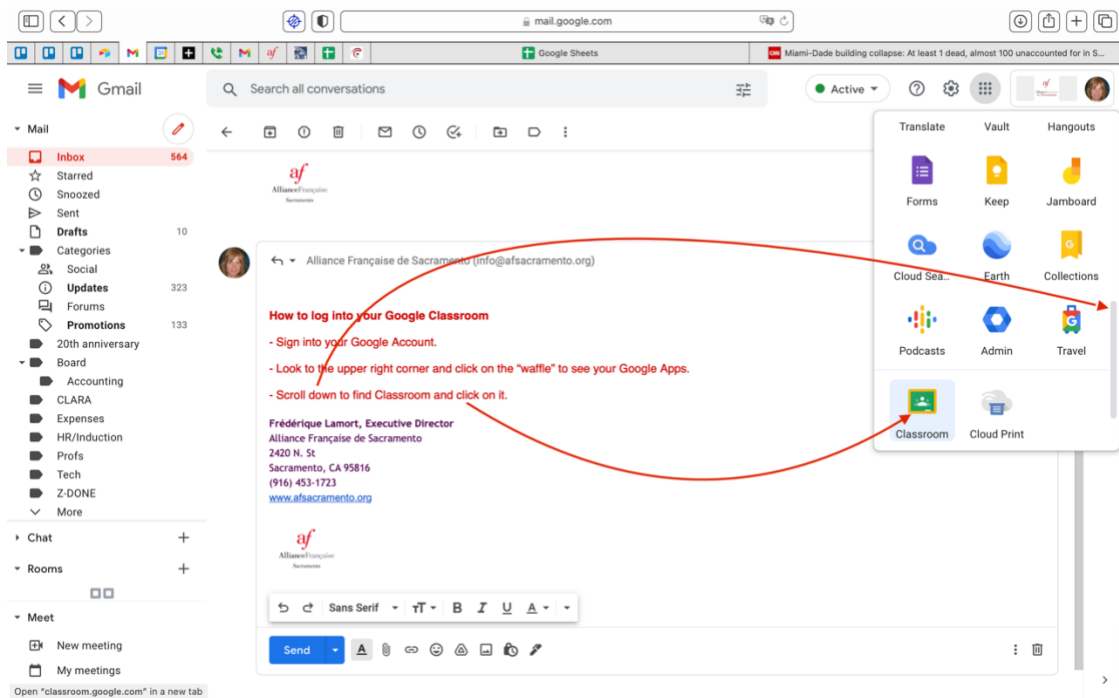
## How to log into your Google Classroom

- Sign into your Google Account.

- Look to the upper right corner and click on the “waffle”  to see your Google Apps.



Scroll to the bottom to find the Classroom Icon and click to open it.



## How to Unenroll from Old Google Classrooms (So you can see your current ones).

[classroom.google.com](https://classroom.google.com)

You'll see all of your Classroom "Tiles"

Find an older one

**Click on the 3 vertical dots on the UPPER RIGHT HAND corner**

You will see a few options, select **UNENROLL**

Continue and remove as many of your older ones as you can to make room for new ones.

Once you've done that, you should be able to join the new one.

***Remember to restart your computer on a regular basis. The older your machine the more frequently you should restart it so it can do updates and refresh.***

